

FOR LEASE

Highway 224 Business Park

11707-11733 SE 40th Ave.
Portland, OR 97222

PACIFIC NW
PNW PROPERTIES

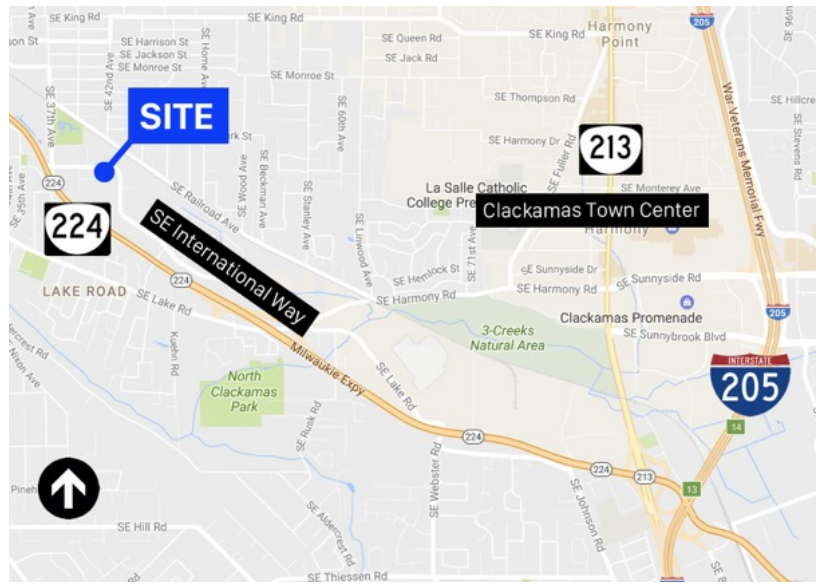


LOCATION

- Conveniently located off SE International Way
- Excellent freeway access just off Highway 224 and 2 minutes from I-205
- Minutes from downtown Portland
- Close to amenities: Clackamas Town Center, food, shopping, fitness & hotels, including an onsite deli.

PROJECT HIGHLIGHTS

- Warehouse/office space from 6,000 – 21,000 SF
- Superior signage on HWY 224
- Dock and Grade loading
- Well-maintained, professional setting
- Locally-owned and managed
- Please call for competitive pricing and more info



For more information, please contact:

Erin Gram

(503) 626-3500

erin.gram@pnwprop.com

pnwprop.com

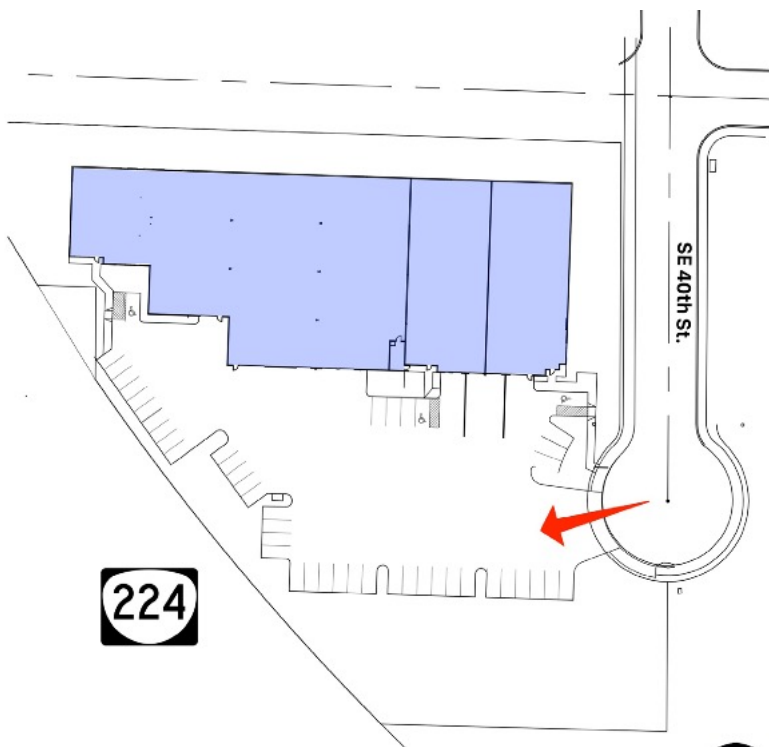
The information contained herein is believed to be accurate but is not warranted as to its accuracy and may change or be updated without notice.

FOR LEASE

Highway 224 Business Park

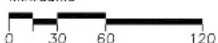
11707-11733 SE 40th Ave.
Portland, OR 97222

PACIFIC NW
PNW PROPERTIES



Highway 224 Business Park

Milwaukie



For more information, please contact:

Erin Gram

(503) 626-3500

erin.gram@pnwprop.com

pnwprop.com

The information contained herein is believed to be accurate but is not warranted as to its accuracy and may change or be updated without notice.