


FOR LEASE

Franklin Business Park III

 19871-19929 SW 112th Ave
Tualatin, OR 97062



Imagine working in a
perfect space.

Location

- Superior location in the heart of Tualatin
- Strategically located at signalized intersection of Tualatin-Sherwood Road and SW 112th Ave
- Convenient access to I-5, I-205, and Highway 99
- Close to amenities: food, shopping, fitness and hotels

Building Highlights

- Approximately 31,000 SF Shell
- Approximately 4,000 SF office
- 22' ceiling clear height
- 800 amps of 3-phase power
- 7 dock doors, 4 grade level doors
- Locally-owned and managed
- Please call for competitive pricing and more info



For more information, please contact:
Erin Gram

 (503)626-3500

 erin.gram@pnwprop.com

pnwprop.com

The information contained herein is believed to be accurate but is not warranted as to its accuracy and may change or be updated without notice.

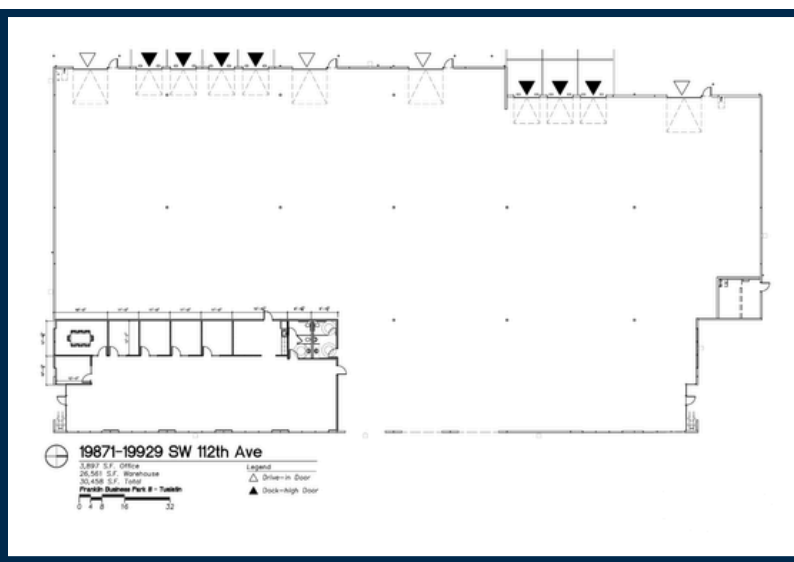
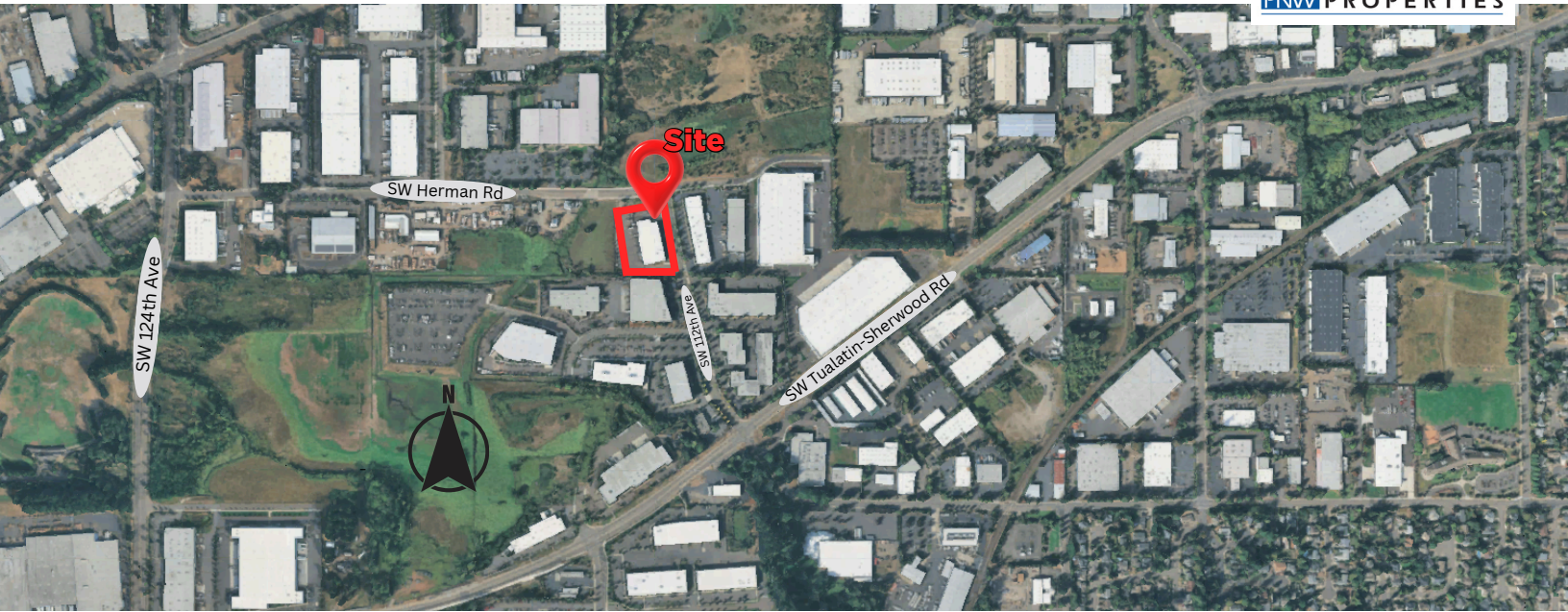
 **PACIFIC NW
PROPERTIES**

FOR LEASE

Franklin Business Park III

19871-19929 SW 112th Ave
Tualatin, OR 97062

PACIFIC NW
PROPERTIES



For more information, please contact:
Erin Gram

(503)626-3500

erin.gram@pnwprop.com