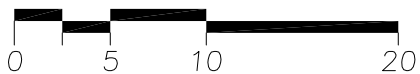




5427 NE Century Blvd

666 S.F. Office
 1,841 S.F. Warehouse
 2,507 S.F. Total
26 North II - Hillsboro



Legend

-  Drive-in Door
-  Dock-high Door